

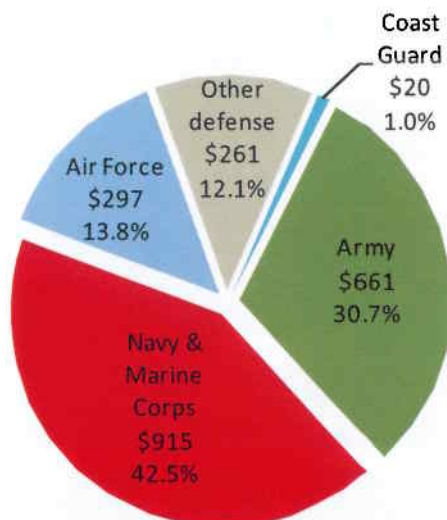
Economic Impact of the Armed Forces in Hawaii

The Bottom Line

The total spending by the armed services in Hawaii in **2007 was \$8.2 billion***, which results in direct and indirect impacts totaling **\$12.2 billion to Hawaii's economy**, and accounting for more than 110,000 jobs and \$7.6 billion in household earnings.

* Includes U.S. Dept. of Defense appropriated funds spent by the Army, Navy/Marines, and Air Force in Hawaii, expenditures by the Coast Guard and expenditures of non-appropriated funds by military exchanges, commissaries, and other local purchases.

Armed Forces Procurement Contracts in Hawaii Sept. 30, 2007 [In \$million]



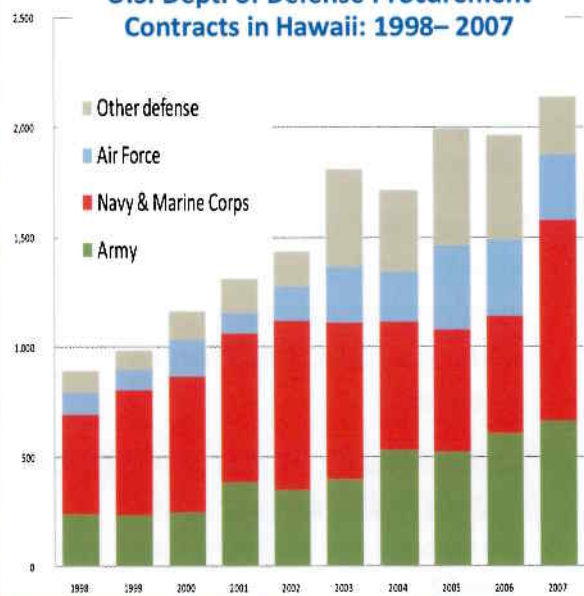
Compiled in cooperation with The Chamber of Commerce of Hawaii, Military Affairs Council by the Hawaii Department of Business, Economic Development & Tourism

For a \$1 Billion Federal Military Expenditure in Hawaii, there are direct and indirect impacts on the following industries:

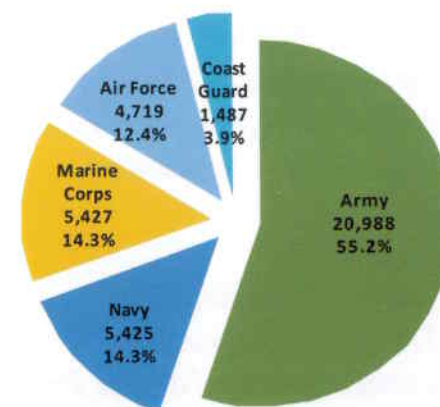
Output \$1,487 million		Employment 13,492 jobs		Household Earnings \$938 million	
Federal military & civilian	778	Federal military & civilian	7,815	Federal military & civilian	713
Real estate & rentals	149	Health services	921	Health services	44
Health services	90	Retail trade	754	Professional services	26
Retail trade	58	Other services	542	Retail trade	22
Mining & construction	55	Business services	516	Mining & construction	20
Professional services	51	Professional services	459	Business services	19
Finance & insurance	46	Eating & drinking	389	Finance & insurance	14
Other manufacturing	39	Real estate & rentals	364	Other services	13
Business services	33	Mining & construction	337	Real estate & rentals	9
Other services	32	Finance & insurance	258	Wholesale trade	9
Transportation	25	Educational services	189	Eating & drinking	8
Eating & drinking	25	Wholesale trade	171	Information	7
Wholesale trade	24	Transportation	137	Other manufacturing	7
Information	23	Arts & entertainment	134	Transportation	7
Utilities	21	Information	119	Educational services	6
All other industries	40	All other industries	389	All other industries	15

Source: DBEDT, The 2005 Input-Output Study for Hawaii (August 2008)

U.S. Dept. of Defense Procurement Contracts in Hawaii: 1998-2007



Armed Forces in Hawaii, Active Duty Personnel: June 30, 2008 = 38,046



*Excludes estimated afloat figure of 9,000 for Navy/Marine Corps.